


- a. Use the tally chart to fill in the picture graph.
- b. Draw a tape diagram to show how many more books Jose read than Laura.
- c. If Jose, Laura, and Linda read 21 books altogether, how many books did Linda read?
- d. Complete the tally chart and the graph.

Jose	Laura	Linda



Number of Books Read



Each  stands for 1 book.


Name _____

Date _____

1. Complete the bar graph below using data provided in the table. Then, answer the questions about the data.

Animal Classification			
Birds	Fish	Mammals	Reptiles
6	5	11	3

Title: _____



- a. How many more animals are birds than reptiles? _____
- b. How many more birds and mammals are there than fish and reptiles? _____
- c. How many fewer animals are reptiles and fish than mammals? _____
- d. Write and answer your own comparison question based on the data.


Question: _____

Answer: _____

2. Complete the bar graph below using data provided in the table.

Animal Habitats		
Desert	Arctic	Grasslands

Title: _____



- How many more animals live in the grasslands and arctic habitats combined than in the desert? _____
- If 3 more grasslands animals and 4 more arctic animals are added to the graph, how many grasslands and arctic animals would there be? _____
- If 3 animals were removed from each category, how many animals would there be? _____
- Write your own comparison question based on the data, and answer it.

Question: _____

Answer: _____